

Product Description

A contemporary cylindrical design ceiling pendant light in black or white satin finish with a diagonal cut aperture. The fixture is suspended on a colour matching cable which can be shortened in accordance to the ceiling height. The combination M2 high power light engine, the stylish body and the reliable driver makes this recessed lighting fixture an ideal choice to meet all functional and aesthetic requirements of residential and commercial applications.

Order Information

Example: CM-8-9-25T-VN-E-D-B-B

Model CM	Cylinder Length	Power	Color Quality		
Cylinder Pendant LED Lighting Fixture	8 - 8 inches *	9 - 9W *	25T - 2500K, CRI>95	27T - 2700K, CRI>95 30T - 3000K, CRI>95 30C - 3000K, CRI>90 35C - 3500K, CRI>90 40C - 4000K, CRI>90 DW - Dim to Warm CRI>80 2200K-3000K	
	12 - 12 inches		12 - 12W		
20 - 20 inches					
24 - 24 inches					
Beam Angle	Dimming	Cut	Body Color		Baffle Color
VN - Very Narrow Spot 9°* NS - Narrow Spot 13° N - Narrow 20° M - Medium 43° W - Wide 56°	E - ELV/Triac Dimming V - 0-10V Dimming	D - Diagonal Cut F - Flat Cut	B - Black W - White		B - Black G - Gold W - White

* 8" is available for Flat cut only.
* 9" is available only in 9W.

Features

Light Engine:

"T" Series COB LED is available in 2500K, 2700K, 3000K and 3500K. They mimic the full spectrum light characteristics of incandescent lamps having CRI>95.

"C" Series COB LED is available in 3000K and 4000K. They emit colour boosting light that makes white appear whiter and colours more brilliant.

Optics:

Total Internal Reflection (TIR) lenses provides highly precise beam shapes. They have minimal glare and spill, reducing the occurrence of scallops when aiming on vertical surfaces.

Specification

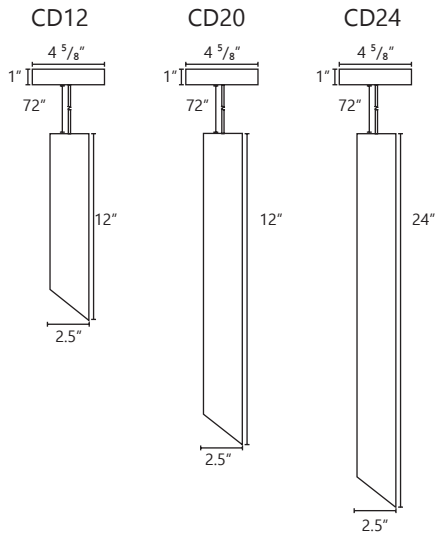
CCT: 2500K/2700K/3000K/3500K/4000K
CRI: >90 / >95
Cable Length:
Dimming: ELV/Triac/0-10V Dimming
Total lumen output max: 1300 lm @12W
Delivered lumen max: 790 lm @ 12W
Cut out diameter: 3 inch
Power consumption: 9W / 12W
Power factor: >0.9
Power Driver Type: Constant Current
Input voltage: 120V, 60Hz
Approved locations: IP20, Dry
Lumen maintenance: 70% @ 60,000 Hrs
THD <20%
Certification: cETLus
Warranty: 5 years limited warranty

Project Name :
Location :
Quantity :
Date :
Note :

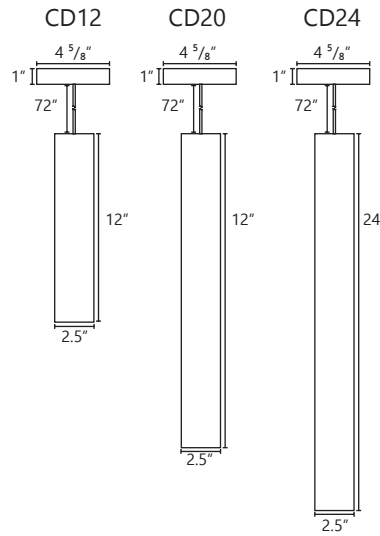


Canister Pendant Medium 2.5" Pendent LED Downlight

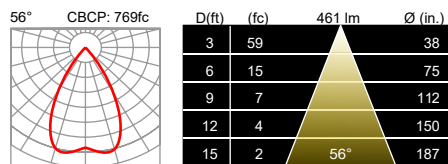
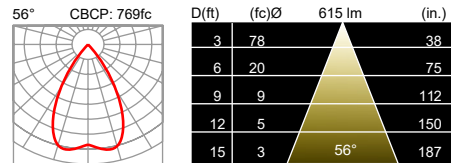
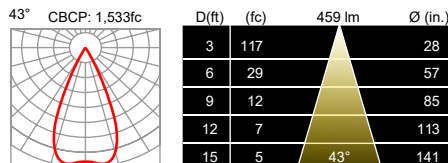
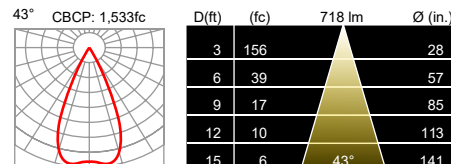
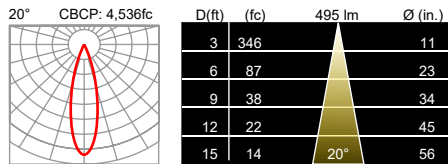
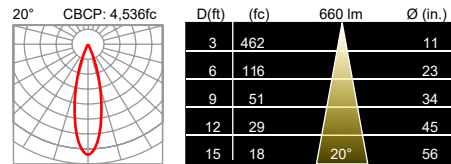
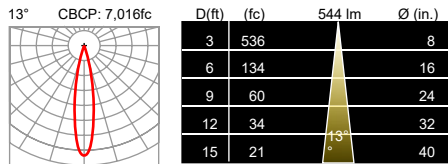
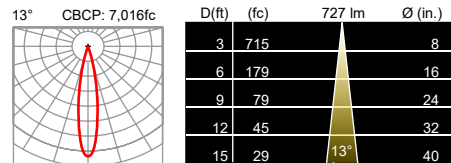
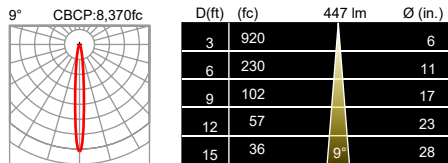
Dimensions Diagonal Cut



Dimensions Flat Cut



Photometric Data for 30C COB



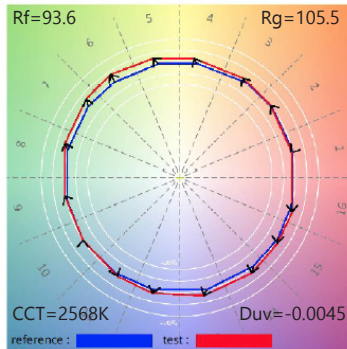
Data shown is for COB 30C, 3000K, 90CRI. Multiply fc by the following adjustment factors for other COBs.

COB Type	25C	27T	30T	30C	35T	40C
Adjustment factors	0.88	0.92	0.96	1.00	1.02	1.07

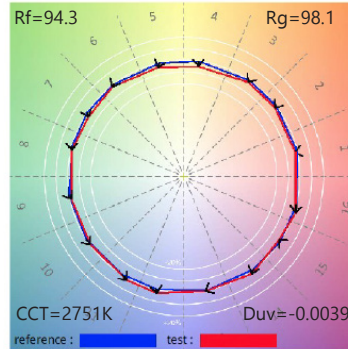
Canister Pendant Medium 2.5" Pendent LED Downlight

Colorimetric Data

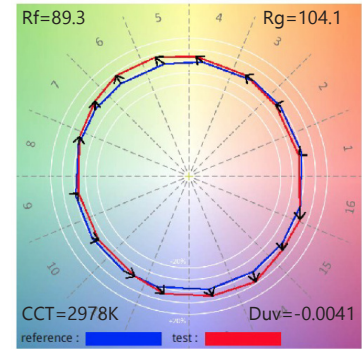
25T. CRI : 96.56



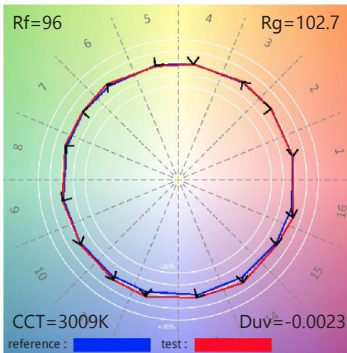
27T. CRI : 96.56



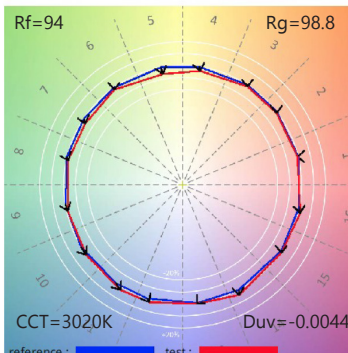
30C. CRI : 92.88



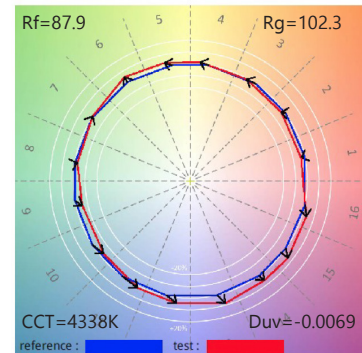
30T. CRI : 96.01



35T. CRI : 95.98



40C. CRI : 91.6



Compatible Dimmers

Lutron®	Leviton®	Cooper®
Skylacr SF-103P	6674	DLC03P
DVPDC-2013P	6633-P	DAL06P
NTLV-600	IP106	SLC03P
DVCL-153P	6684	
Skylark S600P	6613-P	
DVEL-300P	Rp106	
	IPL06	
	IPE04	
	6615-P	